Feels well, acts normal	Withdrawn, throwing toys, headache, red ears, earache	Ears less red, headache and earache gone, behavior appropriate

Figures 3.7–3.9. Writing size changes during allergy extract testing.

Before disinfectant exposure	During disinfectant exposure	Peak of disinfectant reaction	After oxygen treatment for disinfectant exposure



Normal activity	Whining, crying, tired	Refuses to write	Normal activity

Figures 3.10–3.13. Child refuses to write during allergy extract testing for disinfectant aerosol.

Before mold test:
Handwriting normal
PFM normal
Pulse normal

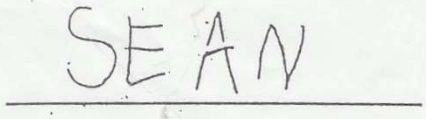

During reaction
to mold allergy test:
PFM decreased
Pulse increased
Handwriting backward
and written right to left

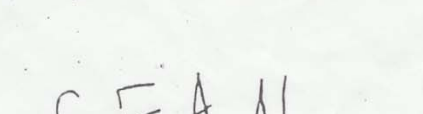

After correct
mold allergy treatment:
Handwriting normal
PFM elevated
Pulse normal



Figures 3.24–3.26. A learning-disabled child demonstrates writing in mirror-images during allergy extract treatment.

Baseline 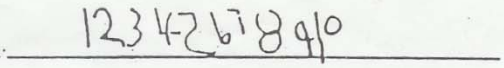

After exposure